



Progressives's SRTM[®] Series Slide Retainers reliably hold from 4 to 36 kgs each. This slide retention design now features colour-coded springs to indicate force rating. The compact design allows for installation in a mould base or wear plates.

Optional cleats may be selected, or the V-Groove for roller retention may be machined in the bottom of the slide as shown below.



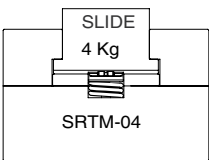
METRIC STANDARD

Roller, M: M-2, H:60-62 HRC, S: Titanium Nitride Coated 80 HRC

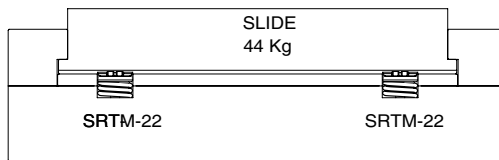
SLIDE RETAINER								CLEAT				
SLIDE RETAINER CATALOGUE NUMBER	Max Weight Per Unit (kgs)	D + .1 - .0	L ± .025	S ± .05	T Screws (2)	E Minimum Thread Depth	Color	Cleat Catalog Number	G ± .025	C ± .05	H Screws (2)	J Minimum Thread Depth
SRTM-01	1	15.9	4.06	3.95	M3	1.9	GREEN	SRTMC-04	6.35	4.85	M3	6.35
SRTM-02	2						BLUE					
SRTM-04	4						RED					
SRTM-09	9	19.1	12.70	3.80	M4	4.8	GREEN	SRTMC-13	6.35	6.35	M3	6.35
SRTM-13	13						BLUE					
SRTM-22	22	22.3	19.05	3.80	M4	6.2	RED	SRTMC-36	6.35	7.60	M3	6.35
SRTM-36	36						YELLOW					

Technical Information:

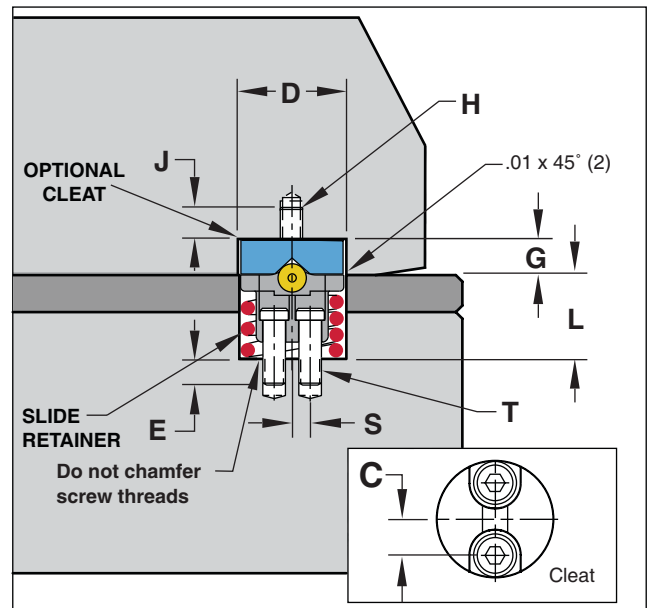
- Maximum operating temperature is 218°C
- Match total Slide Retainer's spring force to slide weight. Excess spring force could induce unnecessary wear.
- DO NOT chamfer screw threads
- Machine a 10 degree lead-in on all slides to aid in operation once the SRTM is installed.
- Cleats are sold separately if required.



Select the single Slide Retainer to match the slide weight.

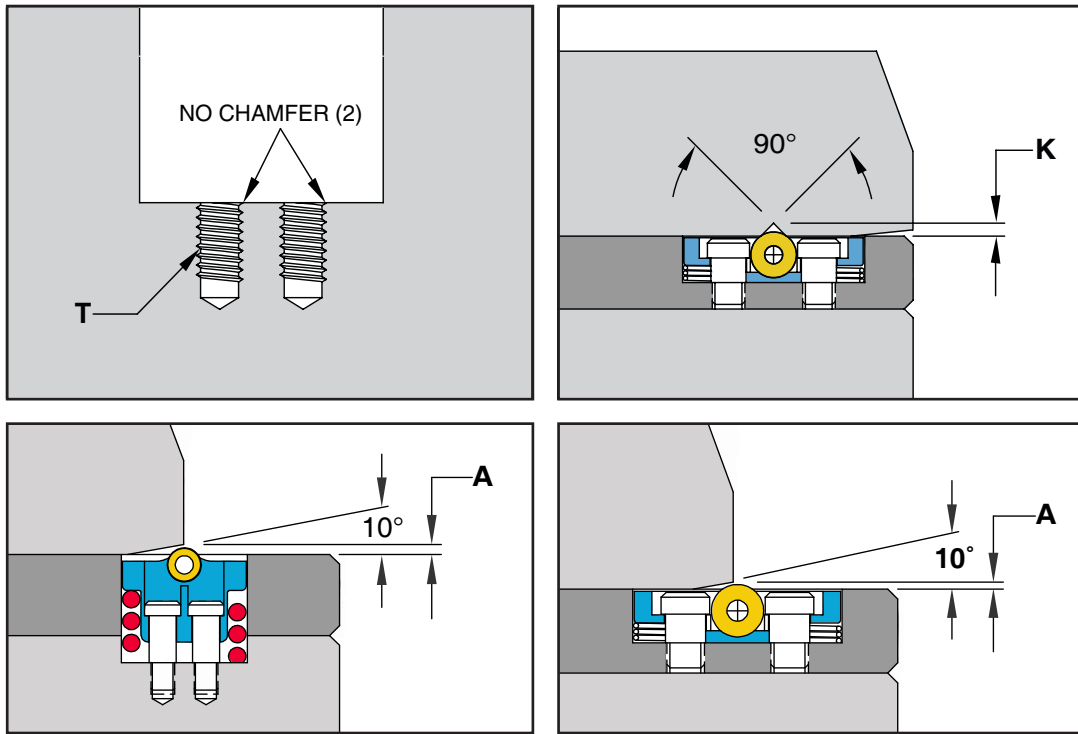


Or add the force of multiple Slide Retainers to match the slide weight.



US Patent Nos. 7,229,269 & 7,431,581, with other patents issued and pending.

retainer catalog number	t Thread (2)	Tap Class Required	k V-Groove	a 10° Angle Lead - In
SRTM-01	M3x.5	6H D3	1 mm	.50 mm
SRTM-02				
SRTM-04				
SRTM-09	M4x.7	6H D4	2 mm	1.00 mm
SRTM-13				
SRTM-22	M4x.7	6H D4	2 mm	1.27 mm
SRTM-36				



US Patent Nos. 7,229,269 & 7,431,581,
with other patents issued and pending.

PROGRESSIVE
COMPONENTS